

Starting Braddan School in Starfish Class (Reception)



Ensuring the best possible start for your child



We know that the best way to help your child thrive at school is through:

- getting to really know them as an individual learner
- positive relationships
- sharing information
- curriculum
- teaching practices
- tailoring provision to their needs

Why we always start with what a child can do already



This encourages good relationships.

It develops positive attitudes.

It means that learning is meaningful and learners are actively engaged.

It develops a growth mindset.

It means that the level of challenge is appropriate.

It raises expectations and doesn't limit any learners.

Curriculum and learning through play and playful experiences



We know that your child is a unique learner and we will tailor the environment to their interests, fascinations and needs. The curriculum is everything that a child experiences at school as well as the knowledge, skills and understanding that teachers actively plan for a child to learn from.

Being a Sharedactyl by learning and playing with others



We know how important playful learning and social interactions are for children to learn well and enjoy school. We will ensure that your child has an environment that enables them as a learner so that they can show us what a brilliant learner they are and what they can already do.

Being a Tryatops by having a go!




We really want your child to love school and to have a passion for learning. We will support your child to thrive as learner by watching, listening and interacting with them and by providing them with the right environment and learning opportunities so that they can stretch their learning even further.

Being a Respectasaurus by thinking about our learning



Your child will have lots of fantastic opportunities to explore the world around them, so that they can ask questions and stretch their learning. Our time and energy will be spent with the children, helping them to challenge their ideas, testing them out and talking about what will happen and actually happened.

Reading and phonics



Useful skills for children



- Getting changed without losing your all of your garments
- Taking off your sweatshirt and coat by pulling the sleeve first
- Being able to fasten a zipper (a keyring or ribbon on the zip makes this much easier)
- Being able to carry a tray and open food wrappers (duck hands)
- Being able to manage own hygiene (wiping nose, washing hands and going to the toilet).



What your child will need



Snack-time at our school: fresh fruit or vegetables, milk and water



The start of the school day

Our school day starts at 9.05 when the bell goes. Reception pupils are dropped off and picked up from the infant playground. A member of staff will be on duty in our playground/classroom to meet your child before school from 8.50am. If your child needs a little support to settle at the start of the day, you are always welcome to come into the classroom with them for a few minutes before the bell goes at 9.05am.



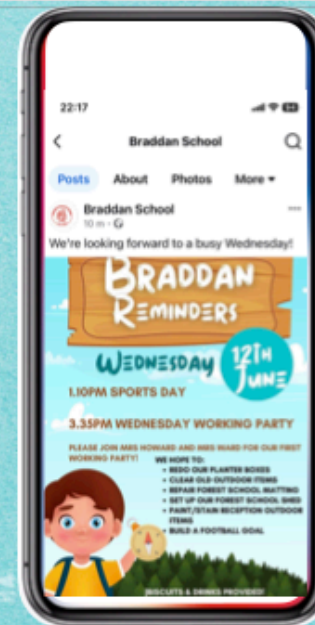
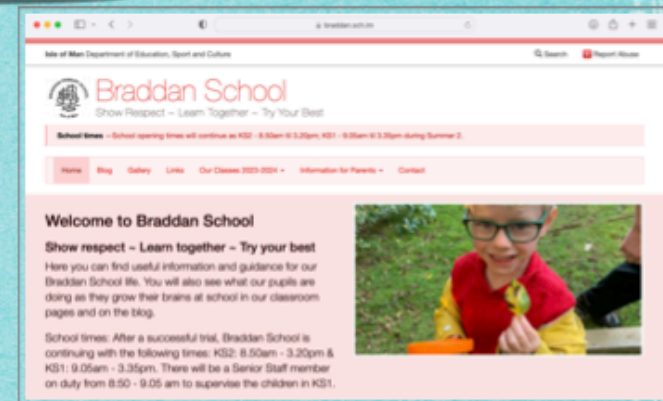
The end of the school day

Our school day ends at 3.35 for the youngest children. You will collect your child from the infant playground. At the end of the day, staff will tell your child when it is their turn to come out to meet you once they see you on the little playground. It is really important that the children stay in the classroom or in the line until a teacher tells them to go to their grown-up. Please encourage your child to wait until it is their turn to go home.



Top tips for parents

- Label absolutely everything (clothing, bottles, containers, etc).
- Share any concerns with the teachers. We really do care and want to listen and help.
- Check your child's bookbag daily.
- Read the newsletters and check our website and Facebook for updates.



Any questions?

